


## Fan Leg Kit Assembly Instructions

### Leg Kit Contents:




- Stainless steel socket head cap screw (4 pieces)
- Black rubber foot (4 pieces)
- White Nylon standoff (4 pieces)
- Lock washer (4 pieces)
- Stainless Steel nut (4 pieces)




Insert screw into hollow side of rubber foot.




Insert screw into white Nylon standoff.



Insert screw assembly into hole on corner of the fan.



Place lock washer over screw threads.



Thread nut onto screw threads and tighten until secure.



Repeat for the other 3 legs.